



timberline


Crafted Into Every Tile.



Wooden tiles capture the essence of nature, bringing the warmth and charm of real wood into your home without the challenges of traditional hardwood. Each tile showcases the intricate grains, textures, and patterns of natural wood, reflecting the artistry of nature in every piece. From the deep, rich tones of mahogany to the light, airy shades of oak, wooden tiles offer a stunning palette that can complement any interior style.

The beauty of wooden tiles lies in their ability to mimic the diverse patterns found in nature. The swirling grains, subtle knots, and textured surfaces create a dynamic and visually engaging floor or wall that tells a story of natural elegance.

Bringing The Warmth Of Wood To Every Space.





timberline
Crafted Into Every Tile.



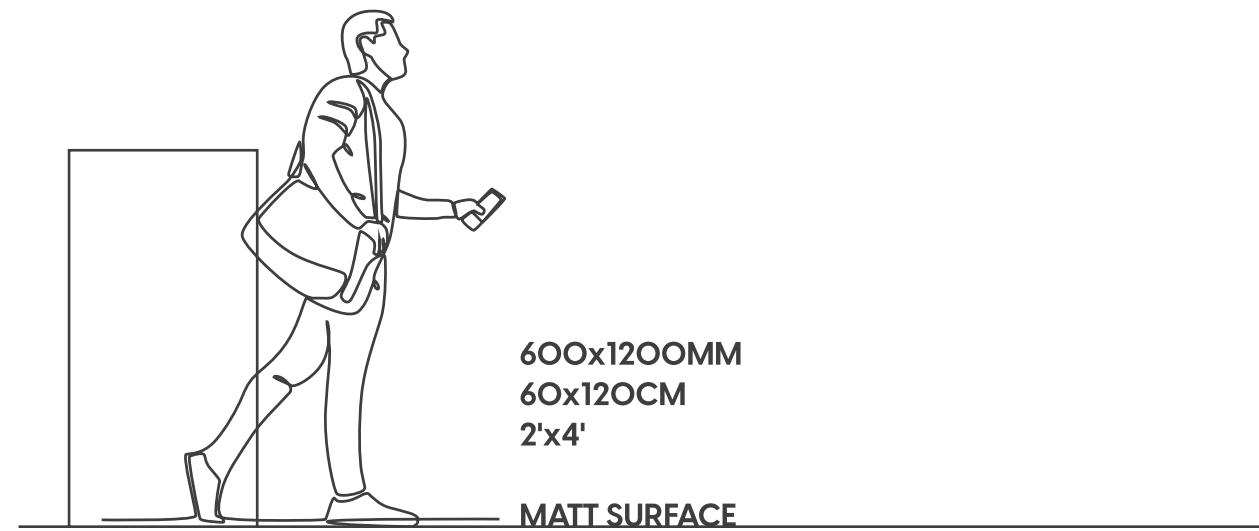
1. Chevron Series

2. Ridge Series



In essence, This Series are a celebration of nature's artistry, bringing the serene, earthy beauty of wood into your home with the practical benefits of modern tile.

timberline
Crafted Into Every Tile.



Technical Characteristic



FIREPROOF
Fire-resistant products,
that does not emit
smoke or toxic substances.



SCRATCH RESISTANT
The hardness of it's surface,
makes it scratch,
resistant and hard-wearing.



HYGIENIC SURFACE
It does not retain organic
substances or bacteria,
thus preventing its proliferation.



WEAR RESISTANT
Resistant to abrasion,
and wear, which makes,
it a durable product.



WATER RESISTANT
Surface with low level of
absorption, Which makes it
resistant to liquids and moisture.



CHEMICAL RESISTANT
Chemicals as detergents,
or solvents do not,
alter its surface.



STAIN RESISTANT
Its low porosity makes,
it a stain resistant tile,
resulting in easier cleanability.



ANTI SLIP
Its surface is non-slip,
responding to the,
international standards
in force.


RANGE
CERAMIC





timberline
Crafted into Every Tile.



LARICE CHEVRON MILK

Design Information



600x1200MM
2'x4' | 24"x48"

THICKNESS
9MM
APPROX

SURFACE
MATT

Technical Features



FIRE
PROOF



SCRATCH
RESISTANT



HYGIENIC
SURFACE



WATER
RESISTANT



CHEMICAL
RESISTANT



STAIN
RESISTANT







timberline
Crafted into Every Tile.



LARICE CHEVRON NUT

Design Information



600x1200MM
2'x4' | 24"x48"

THICKNESS
9MM
APPROX

SURFACE
MATT

Technical Features



FIRE
PROOF



SCRATCH
RESISTANT



HYGIENIC
SURFACE



WATER
RESISTANT



CHEMICAL
RESISTANT



STAIN
RESISTANT







timberline
Crafted into Every Tile.



LARICE CHEVRON SALT

Design Information



600x1200MM
2'x4' | 24"x48"

THICKNESS
9MM
APPROX

SURFACE
MATT

Technical Features



FIRE
PROOF



SCRATCH
RESISTANT



HYGIENIC
SURFACE



WATER
RESISTANT



CHEMICAL
RESISTANT




STAIN
RESISTANT







timberline
Crafted into Every Tile.



LARICE CHEVRON SUGAR

Design Information



600x1200MM
2'x4' | 24"x48"

THICKNESS
9MM
APPROX

SURFACE
MATT

Technical Features



FIRE
PROOF



SCRATCH
RESISTANT



HYGIENIC
SURFACE



WATER
RESISTANT



CHEMICAL
RESISTANT



STAIN
RESISTANT







timberline
Crafted into Every Tile.



LARICE CHEVRON TEA

Design Information



600x1200MM
2'x4' | 24"x48"

THICKNESS
9MM
APPROX

SURFACE
MATT

Technical Features



FIRE
PROOF



SCRATCH
RESISTANT



HYGIENIC
SURFACE



WATER
RESISTANT



CHEMICAL
RESISTANT



STAIN
RESISTANT







timberline
Crafted into Every Tile.



LARICE RIDGE MILK

Design Information



600x1200MM
2'x4' | 24"x48"

THICKNESS
9MM
APPROX

SURFACE
MATT

Technical Features



FIRE
PROOF



SCRATCH
RESISTANT



HYGIENIC
SURFACE



WATER
RESISTANT



CHEMICAL
RESISTANT



STAIN
RESISTANT







timberline
Crafted into Every Tile.



LARICE RIDGE NUT

Design Information



600x1200MM
2'x4' | 24"x48"

THICKNESS
9MM
APPROX

SURFACE
MATT

Technical Features



FIRE
PROOF



SCRATCH
RESISTANT



HYGIENIC
SURFACE




WATER
RESISTANT



CHEMICAL
RESISTANT



STAIN
RESISTANT







timberline
Crafted into Every Tile.



LARICE RIDGE SALT

Design Information



600x1200MM
2'x4' | 24"x48"

THICKNESS
9MM
APPROX

SURFACE
MATT

Technical Features



FIRE
PROOF



SCRATCH
RESISTANT



HYGIENIC
SURFACE



WATER
RESISTANT



CHEMICAL
RESISTANT



STAIN
RESISTANT







timberline
Crafted into Every Tile.



LARICE RIDGE SUGAR

Design Information



600x1200MM
2'x4' | 24"x48"

THICKNESS
9MM
APPROX

SURFACE
MATT

Technical Features



FIRE
PROOF



SCRATCH
RESISTANT



HYGIENIC
SURFACE



WATER
RESISTANT



CHEMICAL
RESISTANT



STAIN
RESISTANT







timberline
Crafted into Every Tile.



LARICE RIDGE TEA

Design Information



600x1200MM
2'x4' | 24"x48"

THICKNESS
9MM
APPROX

SURFACE
MATT

Technical Features



FIRE
PROOF



SCRATCH
RESISTANT



HYGIENIC
SURFACE




WATER
RESISTANT



CHEMICAL
RESISTANT



STAIN
RESISTANT







timberline
Crafted into Every Tile.



SELVA RIDGE ASH

Design Information



600x1200MM
2'x4' | 24"x48"

THICKNESS
9MM
APPROX

SURFACE
MATT

Technical Features



FIRE
PROOF



SCRATCH
RESISTANT



HYGIENIC
SURFACE



WATER
RESISTANT



CHEMICAL
RESISTANT



STAIN
RESISTANT







timberline
Crafted into Every Tile.



SELVA RIDGE ELM

Design Information



600x1200MM
2'x4' | 24"x48"

THICKNESS
9MM
APPROX

SURFACE
MATT

Technical Features



FIRE
PROOF



SCRATCH
RESISTANT



HYGIENIC
SURFACE




WATER
RESISTANT



CHEMICAL
RESISTANT



STAIN
RESISTANT







timberline
Crafted into Every Tile.



SELVA RIDGE HONEY

Design Information



600x1200MM
2'x4' | 24"x48"

THICKNESS
9MM
APPROX

SURFACE
MATT

Technical Features



FIRE
PROOF



SCRATCH
RESISTANT



HYGIENIC
SURFACE




WATER
RESISTANT



CHEMICAL
RESISTANT



STAIN
RESISTANT







timberline
Crafted into Every Tile.



SELVA RIDGE OAT

Design Information



600x1200MM
2'x4' | 24"x48"

THICKNESS
9MM
APPROX

SURFACE
MATT

Technical Features



FIRE
PROOF



SCRATCH
RESISTANT



HYGIENIC
SURFACE




WATER
RESISTANT



CHEMICAL
RESISTANT



STAIN
RESISTANT





TECHNICAL SPECIFICATION

CHARACTERISTIC	STANDARD AS PER ISO13006:2018/ EN14411 Gr.BIa	MEAN VALUE	TEST METHOD
Regulatory Properties			
Deviation in length and width	± 0.30 % (±1.00mm)	± 0.10 %	ISO 10545-2
Deviation in thickness	± 5.00 % (±0.50mm)	± 4.00 %	ISO 10545-2
Straightness in side	± 0.30 % (±0.80mm)	± 0.10 %	ISO 10545-2
Rectangularity	± 0.30 % (±1.50mm)	± 0.10 %	ISO 10545-2
Surface flatness central curvature	± 0.40 % (±1.80mm)	± 0.20 %	ISO 10545-2
Surface flatness edge curvature	± 0.40 % (±1.80mm)	± 0.20 %	ISO 10545-2
Surface flatness warpage	± 0.40 % (±1.80mm)	± 0.10 %	ISO 10545-2
Surface quality	> 95% defects free	> 95% defects free	ISO 10545-2
Small Color Diference(For Plain Color)	ΔE <1.00	ΔE < 0.30	ISO 10545-16
Glossiness (Polished)	as per mfg.	Gloss Value > 90	Glossmeter 60°
Glossiness (Matt)	as per mfg.	3° < GLOSS < 7°	Glossmeter 60°
Glossiness (satin/Posh)	as per mfg.	7° < GLOSS < 18°	Glossmeter 60°
Structural Properties			
Water absorption	0.50 % ≤ Ev ≤ 3.00 %	0.060 % ≤ Ev ≤ 3.00 %	ISO 10545-3
Bulk density	as per mfg.	> 2.28 gm/cc	ISO 10545-3
Massive Mechanical Properties			
Modulus of rupture	Min. 30.0 N/mm ²	Min. 35.0 N/mm ²	ISO 10545-4
Breaking strength thickness ≥7.5	Min. 700.0 N	Min. 1000.0 N	ISO 10545-4
Breaking strength thickness ≥7.5	Min. 1100.0 N	Min. 1300.0 N	ISO 10545-4
Breaking strength thickness ≥7.5(For ≥15mm)	Min. 1100.0 N	Min. 1800.0 N	ISO 10545-4
Surface Mechanical Properties			
MOH'S hardness	as per mfg.	Polished Min 4* / Satin,Posh & Matt Min 6	BS EN 15771
Surface abrasion resistance	as per mfg.	Polish Min. Class 2, Satin & Posh Min. Class 3, & Matt Min. Class 4	ISO 10545-7
Deep abrasion resistance	Max. 175mm ³	Max. 132mm ³	ISO 10545-6
Thermal Hydrometric Properties			
Moisture expansion	Max. 0.06%(0.6mm/m)	0.02mm/m	ISO 10545-10
Thermal expansion(COE) at 100°C	as per mfg.	Max. 6.0 x 10 ⁻⁶	ISO 10545-8
Thermal shock resistance	Min. 10 Cycle	Min. 10 Cycle	ISO 10545-9
Impact resistance(COR)	Min. 0.55	Min. 0.55	ISO 10545-5
Frost resistance	as per mfg.	Frost Proof	ISO 10545-12
Chemical Properties			
Resistance to staining glazed	Min. Class 3	Min. Class 4	ISO 10545-14
Resistance to household chemicals & swimming pool salts glazed	Min. Class GB	Min. Class GA	ISO 10545-13
Resistance to low concentrate acid and alkalis glazed	as per mfg.	Min. Class GLA**	ISO 10545-13
Resistance to high concentrate acid and alkalis unglazed	as per mfg.	Min. Class GHB**	ISO 10545-13
Safety Properties			
Skid resistance (COF-WET PENDULAM)##	as per mfg.	Glossy PO(<12),Satin, Posh ≥P1(12-24) Matt ≥P2(25-34)	BS 7976-2
Slip resistance - (Satin / Matt (DCOF) (R value)##	as per mfg.	R9 to R13**	DIN 51130
Fire resistance	as per mfg.	Fire Proof	N.A.

PACKING DETAILS

PRODUCT	SIZE	THICKNESS	TILES / BOX	COVERAGE AREA / BOX	WEIGHT
GVT-PGVT	600x 1200mm	9mm	2 pcs.	1.44 sq. mtr.	27 KG (APPROX)





RANGE CERAMIC PVT. LTD.

Opp. CNG Pump, Jetpar Road,
At. Bela, Morbi - 363 642, (Guj.) INDIA.

Call : +91 99786 04040 | +91 99786 44040

Mail : info@rangeceramic.com

www.rangeceramic.com
